

CRITERIA IV-Infrastructure and Learning Resources

4.1.1 The institution has adequate facilities for teaching - learning. viz., classrooms, laboratories, computing equipment etc

The institution ensures adequate availability and optimal utilization of physical infrastructure as it is critically linked to the vision of the college—‘To establish a pedestal for the integral innovation, team spirit, originality and competence in the students, expose them to face the global challenges and become pioneers of Indian vision of modern society’.

At the beginning of the academic year need-assessment for replacement / up-gradation / addition of the existing infrastructure is carried out based on the suggestions from BOS members, Heads of the departments, lab technicians and system administrator after reviewing course requirements, computer-student ratio, budget constraints, working condition of the existing equipment and also students’ grievances. The Time Table committee plans ahead for all requirements regarding classrooms, laboratories, furniture and other equipments.

- Optimal deployment of infrastructure is ensured through conducting workshops/awareness programs/training programs for faculty on the use of new technology.
- Effective utilization of infrastructure is ensured through appointment of adequate and well qualified lab technicians/system administrator.
- The optimal utilization is ensured through encouraging innovative teaching – learning practices.
- The available physical infrastructure is optimally utilized beyond regular college hours, to conduct certificate courses, co-curricular activities/extra - curricular activities, parent teacher meetings, Campus Recruitment Training classes, campus recruitments, meetings, seminars, conferences etc.,.
- It is used as an examination centre for Government examinations/University Examinations like GATE, EAMCET, etc.



➤ **Academic Facilities**

Table 4.1.1: Academic facilities

Particulars	Description	For existing intake			
		Nos.		Area(in SQ.M)	
		Required	Available	Required	Available
Class Rooms	Good acoustic conditioned, ergonomically designed classrooms with glass boards and LCD projection & Internet facility	75	81	5706	6162
Tutorial Rooms	Well equipped with green board, Benches	30	32	1,324.87	1413.2
Laboratories	Well equipped with multiple sets of apparatus.	65	70	5,971.82	6431.2
Workshop	Well equipped in all respect to conduct workshop activities.	2	3	480	720
Seminar Hall	Seating capacity 150 students with LCD projection and Public Address system and white board	7	9	1,398.95	1798.65
Computer Centre	Equipped with latest Configuration Desktops and software	3	4	546.75	729
Drawing Hall	Equipped with drawing boards	3	3	464	464
Library & reading room	Equipped with digital library facility	2	2	1355	1355
Research Laboratories	Equipped with latest Configuration Desktops and software and Equipments	1	2	148.5	297
Additional workshops	Well equipped in all respect to conduct workshop activities	2	5	182.4	456
Administrative facilities	Well equipped Administrative offices to support of all units of Facilities Services.	50	57	2,936.54	3347.65
Other Amenities in the campus	The has Amenities include student services and activities, sports and facilities etc.	62	66	3,329.72	3544.54

Computing Facilities

Sr. No.	Particulars	Available
1	Desktop Computers	1135
2	SERVERS	5
3	PRINTERS	35
4	CD WRITERS	500
5	ROUTER	24
6	FIREWALL	1
7	SWITCHES	80
8	LAPTOPS	5
9	PROJECTORS	90
10	SCANNERS	8
11	CCTV CAMERA	73
12	XEROX MACHINES	03

4.1.2 The institution has adequate facilities for cultural activities, yoga, games (indoor, outdoor) and sports (Gymnasium, yoga Centre, auditorium, etc.)

Sport is an integral part of the curriculum. Various sports facility is provided to the students within the campus. The college is committed to create a balanced atmosphere of academic, cultural and sports activities for the overall personality development of its students.

Various sports competitions such as inter departmental, inter collegiate, Inter University, etc help in developing team spirit in students. Sports and games help the students to improve their interpersonal relationship in healthy manner. Talented students are honored with medals, trophies and certificates.

The philosophy of MRCET is to support the best elements of competition, instruction and recreation by providing the opportunity for all students to participate and excel in a team setting. And it encourages the students to participate in inter and intra college sports and games. All necessary equipments are provided to student time to time. Numbers of tournaments & competitions are arranged by the college.

We have the broad vision for students all round personality. Our college Unified Sports was inspired by a simple principle: training and playing together is a quick path to friendship and understanding. Options abound for students to play like a Tiger whether it is through a college team or intramural program.

The department of Physical Education in the college is well equipped with various facilities in sports and games for indoor and outdoor also. The college has indoor game facilities as Chess, Carom, Table Tennis and Cricket ground, Volley ball court, Basketball court and Football ground as outdoor games. A sophisticated gymnasium is also facilitated by the college for the students to develop their physical strength and fitness. The department of Physical Education is functioning under the guidance of Dr. E Raja Gopal. The department conducted State Level tournaments, JNTU zone-‘C’ and JNTUH central zone tournaments. The college conducts every year intramural and extramural tournaments under the name of Chairman’s Trophy on the occasion of Annual Day celebrations. Apart from this, our college students also participated in the competitions organized by other colleges and won many prizes. Our students were also selected in University level teams in Cricket and Kabaddi.





Students playing Table Tennis



Students playing Carom



Students playing Chess



Athletes running on Tracks



Students playing Cricket



Students playing Throwball



Students playing Football

4.1.3 LIST OF CLASS ROOMS ENABLED WITH ICT FACILITIES

Built-up Area:

S.No	Room No	Room type (mention Class room / Lab/Toilet, etc.)	Carpet Area in Sqm
1	1008	Laboratory	66
2	1101	Classroom	66
3	1102	Classroom	66
4	1104	Laboratory	66
5	1106	Laboratory	66
6	1107	Laboratory	66
7	1108	Laboratory	66
8	1111	Classroom	66
9	1201	Classroom	66
10	1202	Classroom	66
11	1204	Laboratory	66
12	1205	Laboratory	66
13	1207	Classroom	66
14	1208	Classroom	66
15	1209	Classroom	66
16	1301	Classroom	66
17	1302	Classroom	66
18	1305	Seminar Hall	128.4
19	1308	Classroom	66
20	1310	Classroom	66
21	2002	Laboratory	140
22	2003	Laboratory	105
23	2005	Laboratory	74
24	2006	Laboratory	140
25	2007	Laboratory	74
26	2008	Research Laboratory	225
27	2009	Laboratory	140
28	2011	Workshop	210
29	2101	Classroom	74
30	2102	Laboratory	140
31	2103	Laboratory	74
32	2106	Additional Workshop	112

33	2108	Classroom	74
34	2109	Classroom	120
35	2201	Classroom	74
36	2202	Laboratory	136
37	2203	Classroom	74
38	2205	Laboratory	74
39	2206	Laboratory	135
40	2207	Classroom	74
41	2208	Seminar Hall	232
42	2209	Additional Workshop	200
43	2301	Laboratory	140
44	2302	Classroom	74
45	2303	Classroom	74
46	2307	Seminar Hall	140
47	2308	Laboratory	74
48	2309	Classroom	74
49	2311	Classroom	102
50	2312	Tutorial Room	105
51	3002	Classroom	78
52	3003	Classroom	78
53	3004	Classroom	78
54	3102	Classroom	78
55	3103	Classroom	78
56	3104	Classroom	78
57	3202	Classroom	78
58	3203	Classroom	78
59	3204	Classroom	72
60	3207	Seminar Hall	140
61	3302	Classroom	78
62	3303	Classroom	96
63	3304	Classroom	96
64	3402	Classroom	66
65	3403	Classroom	66
66	3404	Classroom	66
67	4001	Workshop	212
68	5001	Laboratory	96
69	5002	Laboratory	96

70	5101	Seminar Hall	310
71	5104	Laboratory	72
72	5301	Seminar Hall	310
73	5304	Additional Workshop	72
74	5305	Additional Workshop	72
75	7004	Other	20
76	7005	Seminar Hall	120
77	7006	Laboratory	66
78	7007	Laboratory	66
79	7008	Laboratory	66
80	7104	Classroom	66
81	7105	Laboratory	66
82	7106	Laboratory	66
83	7108	Classroom	66
84	7202	Classroom	66
85	7204	Classroom	66
86	7205	Classroom	66
87	7206	Laboratory	66
88	7207	Laboratory	66
89	7208	Classroom	66
90	7302	Classroom	66
91	7304	Classroom	66
92	7305	Classroom	66
93	7306	Laboratory	66
94	7307	Classroom	66
95	7404	Laboratory	66
96	7405	Laboratory	66
97	7406	Tutorial Room	46.7
98	7408	Tutorial Room	46.5
99	8005	Laboratory	76
100	8011	Laboratory	144
101	8012	Laboratory	144
102	8014	Classroom	70
103	8101	Classroom	96
104	8102	Classroom	96
105	8104	Laboratory	140
106	8110	Classroom	70

107	8111	Classroom	70
108	8112	Classroom	70
109	8114	Classroom	70
110	8115	Laboratory	70
111	8201	Classroom	96
112	8203	Classroom	96
113	8206	Classroom	96
114	8207	Classroom	96
115	8209	Classroom	74
116	8210	Classroom	74
117	8211	Classroom	74
118	8212	Classroom	74
119	8213	Classroom	74
120	8214	Classroom	74
121	8215	Classroom	74
122	8216	Classroom	74
123	8218	Drawing Hall	200
124	8301	Classroom	96
125	8304	Laboratory	144
126	8306	Classroom	70
127	8309	Laboratory	132
128	8310	Laboratory	132
129	8314	Classroom	74
130	8315	Classroom	74
131	8316	Drawing Hall	132
132	8401	Drawing Hall	132
133	8403	Laboratory	132
134	8404	Laboratory	132
135	8405	Seminar Hall	274
136	9003	Classroom	74
137	9004	Classroom	74
138	9005	Classroom	74
139	9012	Computer Laboratory	140
140	9013	Classroom	90
141	9014	Seminar Hall	144.25
142	9101	Classroom	90
143	9102	Classroom	90

144	9103	Classroom	90
145	9104	Classroom	90
146	9111	Tutorial Room	72
147	9112	Classroom	90
148	9201	Classroom	72
149	9202	Tutorial Rooms - PG	33
150	9203	Tutorial Rooms - PG	33
151	10001	Workshop	298
152	11001	Laboratory	150
153	11003	Laboratory	96
154	11004	Laboratory	96
155	11005	Laboratory	96
156	12001	Laboratory	130
157	12002	Laboratory	128
158	12003	Laboratory	128
159	1304/1	Tutorial Rooms - PG	33
160	1304/2	Tutorial Rooms - PG	33
161	1307/1	Tutorial Room	33
162	1307/2	Tutorial Room	33
163	2105/1	Tutorial Rooms - PG	40
164	2105/2	Tutorial Rooms - PG	40
165	2105/3	Tutorial Rooms - PG	40
166	2112/1	Research Laboratory	72
167	2112/2	Additional Workshop	158.96
168	2210/1	Laboratory	96
169	2210/2	Laboratory	114
170	2306/1	Tutorial Rooms - PG	37
171	2306/2	Tutorial Rooms - PG	37
172	2310/1	Tutorial Room	35
173	2310/2	Tutorial Room	35
174	2310/3	Tutorial Room	35
175	3006/2	Laboratory	78
176	3106/1	Laboratory	76
177	3106/2	Laboratory	76
178	3306/1	Laboratory	72
179	3306/2	Laboratory	70
180	3307/1	Laboratory	72

181	3307/2	Laboratory	71.2
182	7102/1	Tutorial Rooms - PG	33
183	7102/2	Tutorial Rooms - PG	33
184	7107/1	Tutorial Rooms - PG	33
185	7107/2	Tutorial Rooms - PG	33
186	7401/1	Tutorial Room	33
187	7401/2	Tutorial Room	33
188	7402/1	Tutorial Room	33
189	7402/2	Tutorial Room	33
190	8005/1	Laboratory	72
191	8005/2	Laboratory	72
192	8108/1	Laboratory	66
193	8108/2	Laboratory	66
194	8109/1	Classroom	66
195	8109/2	Laboratory	66
196	8303/1	Laboratory	72
197	8303/2	Laboratory	72
198	8307/1	Tutorial Room	72
199	8307/2	Tutorial Room	72
200	8308/1	Tutorial Room	74
201	8308/2	Tutorial Room	74
202	8313/1	Laboratory	72
203	8313/2	Laboratory	72
204	9109/1	Tutorial Rooms - PG	45
205	9109/2	Tutorial Rooms - PG	45
Total			17887.01

4.2.1. Library is automated using Integrated Library Management System (ILMS)

Data Requirement: Provide a description of library with

- Name of the ILMS software: New GenLib (Verus Solutions Private Limited)
- Nature of automation (fully or partially): partially
- Version: OPAC
- Year of automation: 2004

4.2.2. Institution has access to the following:

- 1. e-journals***
- 2. e-books***
- 3. Databases***
- 4. Remote access toe-resources***

1	Total number of Volumes	52674
2	Total number of Titles	10016
3	Total Print Journals-National	184
4	Inter National Journals	75
5	E-Journals (IEEE Xplore Digital Library (ASPP) ,Springer Collection, J-Gate-Engineering & Management Collection)	13230 (e-Journals & Magazines, Conference Publications, Standards and e-Books)
6	DELNET-Developing Library Network Membership	E-Books(10906), E-Journals(850), Theses and Dissertations
7	E-Books	25206
8	NPTEL Video Lectures	13190
9	Back Volumes	740
10	e-Projects	700
11	Software tutorial Videos	1500
12	Project Reports	700

4.2.3. Expenditure for purchase of books/ e-books and subscription to journals/e-journals during the year (INR in Lakhs)

Data Requirement:

- Expenditure on the purchase of books /e-books
- Expenditure on subscription to journals/e-journals

Library Expenditure on Books, Magazines/Journals and Miscellaneous Contents		
Annual Budget the Academic Year 2015-16		
S.NO	PARTICULARS	AMOUNT SPENT IN 2015-16
1	BOOKS	15,34,500.00
2	PRINT JOURNALS & MAGAZINES (NATIONAL)	2,05,300.00
3	PRINT JOURNALS INTERNATIONAL	1,15,000.00
4	E-JOURNALS(IEEE,J-GATE, SPRINGER)	11,37,963.00
5	DELNET ANNUAL MEMBERSHIP	11,500.00
6	LIBRARY SOFTWARE ANNUAL MAINTANCE	10,500.00
7	LIBRARY FURNITURE	2,84,000.00
8	UPS BATTERIES	12,500.00
9	BOOK BINDING CHARGES	48,300.00
10	BARCODE LABELS&RIBBINS	20,500.00
11	CC CAMERS	24,800.00
12	NPTEL VIDEOS	5,000.00
13	BOOK LABELS	4,500.00
14	BARCODE SCANNERS	8200.00
15	STATIONERY	35,000.00
16	NEWS PAPERS	18,400.00
17	CONSUMABLE GOODS	20,400.00
18	BOOKS BINDING CHARGES	47,738.00
19	MISCELLANEOUS	25,000.00
	Total:	35,69,101.00

4.2.4. Percentage per day usage of library by teachers and students (foot falls and login data for online access)

4.2.6.1 : Number of teachers and students using library per day over the year

Data Requirements:

- Upload last page of accession register details
- Method of computing per day usage of library: **Digital and manual login register**
- Number of users using library through e-access: **100**
- Number of physical users accessing library Formula:

$$\frac{\text{Number of teachers and students using library per day}}{\text{Total number of teachers and students}} \times 100$$

$$\frac{3070}{3870} \times 100 = 79.3\%$$

4.3. IT Infrastructure

4.3.1 Institution frequently updates its IT facilities including Wi-Fi

S.No.	Detail
1	Details of Existing IT facilities
2	Details of IT Infrastructure updation
3	Computer Details
4	Placements

Details of Existing IT facilities

S. No	Contents	Availability/ Remark
1	Desktop Computer (For students)	964
2	Desktop Computer (For Admin office)	39
3	Desktop Computer (For Library)	12
4	Desktop Computer (For Faculties)	120
5	Legal system Software	2 Nos.
6	Legal Application Software	5 Nos.
7	Internet Bandwidth in Mbps	200Mbps
8	Internet Connection Ratio	1:1
9	Wi-Fi facility	Yes (50Mbps)
10	Printer	35

Computer Lab



Computer Center



LAN Facility

S.No	Particular	Details
1	Name of the Internet provider	Vainavi Internet
2	Available bandwidth	200Mbps
3	Availability in faculty rooms	Yes All faculty rooms (10Mbps)
4	Availability in most computing labs	Yes All Computing Labs (100Mbps)
5	Wi-Fi	50 Mbps

Computer Detail

Facility	Quantity	Date of updating	Nature of upgradation
Lenovo ThinkCenter	635	08-09-2012	Intel Pentium, 2GB Ram 500GB HDD
Dell Vostro 3902	150	03-09-2014	Intel i3-4150, 3.5Ghz, 4GB 500GB HDD
Wipro	100	8/12/2010	Intel Processor, 1GB Ram.
Zenith	250	24/8/2011	Dual Core 3.2GHz, 2GB 320 GB HDD

Placement Details

[←](#)
[→](#)
[↻](#)
[mrcet.com/PlacementsOffice.html](#)


☆

Paused

EDC/IIPC
International Collaborations
Professional Chapters
Alumni
Gallery
Downloads
Contact Us

Home
Placement
Placement Office

Placements Office




Training and Placements Block

ABOUT THE DEPARTMENT:

- The college has been registered with Institute of Electronic Governance for Campus Placement Mission under (JKC) programme.
- The College is having a training and placement cell with a full time placement officer in-charge

Placement Officer




PROF. K.KAILASA RAO
DEAN PLACEMENTS

Training Programmes:

SEMESTER	SOFT SKILLS
I Semester	
II Semester	Quantitative Aptitude
III Semester	Learning English Effectively
IV Semester	Technical Skills
V Semester	Logical and Analytical Reasoning
VI Semester	Personality Development Skills
VI, VII Semesters	Special Placement Focused Training (during summer)

← → mrcet.com/StudentsPlaced.html ☆ ⚙ ⌂ Paused

7207034237 mrcet2004@gmail.com NIRF-2019 NOTIFICATION APP QUICK LINKS STUDENT LOGIN

 **Malla Reddy College of Engineering & Technology**
Autonomous Institution - UGC, Govt. of India

EAMCET/ICET/PGECET Code **MLRD**
APPROVED BY AICTE, ACCREDITED BY NBA & NAAC - 'A' GRADE
ISO 9001:2015 CERTIFIED

About Us Admissions Academics Examinations Departments Facilities Training & Placements R&D/Technology Incubator

EDC/IPC International Collaborations Professional Chapters Alumni Gallery Downloads Contact Us

Home Placements Placement Summary

Quick Links

- » About Placements
- » Vision & Mission
- » Placement Brochure
- » Training & Certifications

YEAR	NO.OF STUDENTS PLACED
2016-2020 batch	Click here for more details
2015-2019 batch	Click here for more details
2014-2018 batch	Click here for more details
2013-2017 batch	Click here for more details

547-Final PLACEMENT DATA 2018-19.pdf 1 / 11

MALLA REDDY COLLEGE OF ENGINEERING & TECHNOLOGY Autonomous Institution - UGC, Govt. of India Placement Details for the AY (2018-19)			
S.No	Name	R.No	Company Name
1	ALMILLU JYOTISH	19N1A0506	CSE
2	RISHABH AWASTHI	19N1A0504	CSE
3	RAOULURI SOHRI RAGESH	19N1A0503	CSE
4	MEGHADEEP POTHINI	19N1A0409	ECE
5	RAHUL VALLURI	19N1A0503	CSE
6	MADHAV REDDY	19N1A0508	CSE
7	ARUNSAI NAREGUDAM	19N1A0509	CSE
8	VAMSI AKULA	19N1A0504	CSE
9	ARANGIVARAH KRISHNA	19N1A0516	CSE
10	MANASA SINGATHI	19N1A0508	CSE
11	JHANSI M	19N1A0507	CSE
12	K. LOKITHA	19N1A0508	CSE
13	MADHUSREE SRINA	19N1A0510	CSE
14	ANUSHA TALENT GAJULA	19N1A0511	CSE
15	AYESHA BEGUM SHAIK	19N1A0505	CSE
16	M SHRAWANTH RAJ GOUD	19N1A0501	CSE
17	NHARKA VANGALA	19N1A0505	CSE
18	MAMIDIVIPUL REDDY	19N1A0506	CSE
19	SHAIK ASHIK	19N1A0513	CSE
20	MOHAMMAD AYREEN	19N1A0506	CSE
21	C S N D V SAIKHANANI	19N1A0541	CSE
22	MATTEWADASIRAPOORVA	19N1A0504	CSE
23	HIMABINDU KAMMOULA	19N1A0541	CSE
24	KSHAMA SHARMA	19N1A0500	CSE
25	DIXITH KUMAR BANDARI	19N1A0534	CSE
26	TALAMADALASUBHASHISAI	19N1A0503	CSE
27	JAY EREBELLU	19N1A0506	CSE
28	DIYVA ANANTHANANI	19N1A0511	CSE
29	INDURI TEJESHWAR REDDY	19W91A0500	CSE
30	RANGAPETA SATISH	19N1A0500	CSE
31	KURVA BEEPA	19N1A0508	CSE
32	RAMBABU ADAPA	19N1A0504	CSE
33	KEDOKA SOUMYA	19N1A0500	CSE
34	KODAKUSA KRISHNA PRIYA	19N1A0503	CSE
35	SAMANTH JAKNAMPALLI	19N1A0508	CSE
36	MADHAVI BHUPATHIRAJU	19N1A0535	CSE
37	DEEPAK REDDY KASIREDDY L V	19N1A0547	CSE
38	ANUSHA GUNGETI	19N1A0501	CSE
39	MALLESH LODANGI	19N1A0505	CSE
40	KOLARI SPOORTHY	19N1A0502	CSE
41	BARANATHI LOKTHAKUMARI	19N1A0514	CSE
42	POKARALATHKUMAWAT	19N1A0506	CSE



About Us ▾	Admissions ▾	Academics ▾	Examinations	Departments ▾	Facilities ▾	Training & Placements	R&D/Technology Incubator
EDC/IIPC	International Collaborations	Professional Chapters ▾	Alumni	Gallery	Downloads ▾	Contact Us	
Home	Placements	Infrastructure					

Quick Links

- » About Placements
- » Vision & Mission
- » Placement Brochure
- » Training & Certifications

Infrastructure

- Wi-Fi Enabled Campus.
- Exclusive placement building.
- Auditorium with state-of-art for PA and projection system with a seating capacity of 1100.
- 20nos sound proof panel rooms with A/C for Group Discussion and Interview purpose.
- Provision of 1000nos computer systems in single LAN with an internet bandwidth of 250 MBPS.
- Provision of Exclusive Dining hall for corporate guests towards hospitality.
- Examination Halls for conducting Written Test by the Recruiters.



About Us ▾	Admissions ▾	Academics ▾	Examinations	Departments ▾	Facilities ▾	Training & Placements	R&D/Technology Incubator
EDC/IIPC	International Collaborations	Professional Chapters ▾	Alumni	Gallery	Downloads ▾	Contact Us	
Home	Placements	Training & Certification					

Quick Links

- » About Placements
- » Vision & Mission
- » Placement Brochure
- » Training & Certifications

Training & Certification Programs:

Our **Placement and Training Cell** offers **Career Development Program** for the students who aspire to join corporate companies. The Training programs have been formulated after a thorough analysis of the requirement of these companies. Extra effort is put to design need-based training to students as requirement varies from company to company. We collaborate with reputed institutes in the field of training and recruitment to provide such training. They enable our students gain a competitive edge in the recruitment process, groom themselves and develop their personality. The training modules are formulated to improve our students' hard skills like- Pseudo Coding, Logical reasoning, Planning & Goal Setting, Programming Skills and Quantitative Aptitude and soft skills like Presentation skills, Group Discussion, Team Building, Personnel Counseling, Planning and Goal Setting, Motivational Talk, JAM Sessions, and Interpersonal & Listening skills.

- » Infrastructure
- » Our Esteemed Recruiters
- » Placement Summary
- » Organizing Committee
- » Students Verification
- » Photo Gallery
- » Contact Us

Online Assessments

As we understand that the assessments are a vital part in improving the students' aptitude skills, we offer students an Interactive, learning-centric, user-friendly, robust test taking platform which gives immediate, insightful performance report with detailed explanation. We have experienced a huge improvement in the student's aptitude skills after we exposed them to such Online Assessment System.

Few advantages of online assessment are:

- High quality tests are offered with varied difficulty levels
- Instant results for the students with in-depth analysis
- Explanatory answers are given for each question immediately after they finish the test
- Tailor made training programs can be designed according to the needs of the students based on the online performance reports generated after each test.
- Using mock electronic aptitude tests prepares students to get ready for any online test being conducted by any recruiting company. This gives ample exposure to students to face such kind of online tests.

Certification Courses Offered at MRCET:

- JAVA Certification through Oracle Academy.
- .Net Certification by Microsoft.
- Oracle SQL Certification Course
- Microsoft Innovation Center for Technology Training (MIC) and Certification.
- CISCO Networking Course
- Business English Certification(BEC), University of Cambridge, UK
- Oxford Achiever's Certification, Oxford University Press, for communication skills.
- Big Data Analytics and R-Programming Certification Course
- Organizing Certification courses such as CISCO, .Net, JAVA, CATIA, Pro-E, MATLAB etc.
- Certification course on Robotics
- Certification course on Auto CAD.



4.3.2 Student –Computer Ratio

No. of computers in working condition: 964

Total No. of students: **3245**

The Ratio is **1 : 3.36**

(For an average of 3.36 students one computer system is available)

4.3.3.Bandwidth of Internet Connection in the Institution (Leased Line)

Institute provides Internet, Wi-Fi facility and LAN to the staff members and students to meet connectivity requirements. We give provision of power backup to avoid disturbance in smooth conduct of online examination, practical during Guest Lectures, Lab Sessions etc.

S.No	Particular	Details
1	Name of the Internet provider	Vainavi Internet
2	Available bandwidth	200Mbps
3	Availability of Internet	Yes
4	Availability in faculty rooms	Yes All faculty rooms (10Mbps)
5	Availability in computing labs	Yes All Computing Labs (100Mbps)
6	Institute e-mail facility to faculty/Students	Yes
7	Security for Internet Users	Sonic wall

4.3.4 Facilities for e-content development such as Media centre, recording facility, Lecture Capturing System (LCS)

1. Media center

- ❖ To facilitate faculty members at MRCET with video recording of their Lectures.
- ❖ To prepare the video lecture bank for each course in each semester.
- ❖ To make these contents available to students.

2. Audio Visual center

Seminar Hall

LCD, Computer with internet connection



Class Room

Equipped with: LCD, Computer with internet connection




3. Lecture Capturing System

Lecture capture facility is available at campus level. The value it adds to courses—more and more students are demanding the flexibility and control that recorded lectures provide over their learning. It works especially well in subject areas where students benefit from repeated viewing of content.

Lecture Capturing System for Video Conferencing

Video conferencing Facility



4. Mixing equipments and software for editing

S.No	Particulars	Quantity
1	Mixer	1
2	Amplifier	1
3	Capture Card	1
4	Handy Cam	1
5	CPU	1
6	Software A-View	1

Summary

Room Type	Total
Classroom with LCD	81
Seminar Hall	10

4.4. Maintenance of Campus Infrastructure

4.4.1 Expenditure incurred on maintenance of physical facilities and academic support facilities excluding salary component, during the year.

Year	2015-2016
Average expenditure incurred	Rs 81,35,500/-

4.4.2. There are established systems and procedures for maintaining and utilizing physical, academic and support facilities - laboratory, library, sports complex, computers, classrooms etc.

- The college has Maintenance Committee that oversees the maintenance of buildings, classrooms and laboratories. The Maintenance committee is headed by the Administrative Officer who in turn monitors the work of the Supervisor at the next level. The Supervisor is accountable to the Administrative Officer and functions as the coordinator who efficiently organizes the workforce, maintaining duty files containing details about their individual floor - wise responsibilities, timings, leave etc. The maintenance officer conducts periodic checks to ensure the efficiency / working condition of the infrastructure.
- The Development Section maintains the infrastructure facilities. A dedicated team of electricians, plumbers, carpenters and other personnel provide round the clock service to departments.
- In every department one of the staff members is assigned to oversee the laboratories and equipment etc.
- He /She are responsible for safe and smooth maintenance of the equipment, and facilities.
- Log book is maintained to ensure entries and problems if any. The Heads of the Departments supervise all the facilities.
- Periodic reporting on requirements of repairs and maintenance are submitted by the HODs after approval from Principal to the Administrative officer. The requirements are collectively processed in every semester break so as to keep things ready for the new semester.
- To maintain and upkeep the infrastructure campus facilities and equipments, following activities are taken by college.
 - 1) Keeping department wise stock register by concerned laboratory assistant under the observation of administrative officer.
 - 2) Prepares report related to the damage/lost material, repair work or additional material installed in the lab.
 - 3) Department wise stock verification are processed in every semester break so as to keep things ready for the new semester is done by concerned coordinators of the department.
 - 4) Lab assistants under the supervision of the System administrator maintain the efficiency of the college computers and accessories.
 - 5) Regular maintenance of laboratory equipment's and chemicals are done by laboratory attendant of concerned departments.

- 6) Overall development of campus is done by campus discipline and cleanliness committee of the college.
- 7) Regular cleaning of water tanks, proper garbage disposal, pest control, landscaping and maintenance of lawns are done by college peon.
- 8) College campus maintenance is monitored through regular inspection.
- 9) To upkeep all facilities and cleanliness of environment in hostel, through hostel monitoring committee.
- 10) Outsourcing is done for maintenance and repairing of IT infrastructure such as computers, internet facilities including Wi-Fi and broadband, updation of software's by computer hardware technician. Outsourcing is done for the maintenance of wooden furniture, electrification, and plumbing.
- 11) The maintenance of the reading room and stock verification of library books is done regularly by library staff and places the order if any reviving needed.
- 12) Maintaining the student and faculty records related to issuing of the books and their visits to library.

(Electrical Maintenance of Generator, UPS, Batteries)

Monitor electrical equipment such as Generator, UPS, and Batteries monthly and enter the condition/Status of equipment in Log book. Call the contractor (belonging to equipment) in case of major fault. The contractor analyses the fault and submit its report. If the replacement of any part is necessary then call the quotations& purchase as per centralized purchase procedure. Inspect the work done by the contractor and ensure smooth functioning of equipment and report of completion of work is given to Principal.